

NEKO / KENZO
Adjustable LED Spotlight



K1X30



K1X55



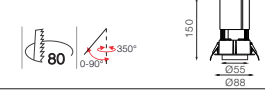
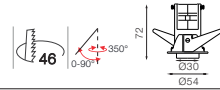
K1X70





NEKO / KENZO / **K1X30**
Adjustable LED Spotlight




NEKO / KENZO / **K1X55**
Adjustable LED Spotlight





	LED	Power	System Power	LED Voltage	LED Current	CRI	CCT	Beam	LED Output	System Output	Code
	4 W	6 W	12 V	350 mA	90	2700K	15°	350lm	300lm	K1S-9271504X-WB	
							30°	350lm	300lm	K1S-9273004X-WB	
							55°	350lm	300lm	K1S-9275504X-WB	
							3000K	15°	400lm	320lm	K1S-9301504X-WB
								30°	400lm	320lm	K1S-9303004X-WB
								55°	400lm	320lm	K1S-9305504X-WB
	4000K	15°	450lm	350lm	K1S-9401504X-WB						
		30°	450lm	350lm	K1S-9403004X-WB						
		55°	450lm	350lm	K1S-9405504X-WB						

	LED	Power	System Power	LED Voltage	LED Current	CRI	CCT	Beam	LED Output	System Output	Code
	4 W	6 W	12 V	350 mA	90	2700K	15°	350lm	300lm	K1S-9271504X-WW	
							30°	350lm	300lm	K1S-9273004X-WW	
							55°	350lm	300lm	K1S-9275504X-WW	
							3000K	15°	400lm	320lm	K1S-9301504X-WW
								30°	400lm	320lm	K1S-9303004X-WW
								55°	400lm	320lm	K1S-9305504X-WW
	4000K	15°	450lm	350lm	K1S-9401504X-WW						
		30°	450lm	350lm	K1S-9403004X-WW						
		55°	450lm	350lm	K1S-9405504X-WW						

	LED	Power	System Power	LED Voltage	LED Current	CRI	CCT	Beam	LED Output	System Output	Code
	4 W	6 W	12 V	350 mA	90	2700K	15°	350lm	300lm	K1S-9271504X-WG	
							30°	350lm	300lm	K1S-9273004X-WG	
							55°	350lm	300lm	K1S-9275504X-WG	
							3000K	15°	400lm	320lm	K1S-9301504X-WG
								30°	400lm	320lm	K1S-9303004X-WG
								55°	400lm	320lm	K1S-9305504X-WG
	4000K	15°	450lm	350lm	K1S-9401504X-WG						
		30°	450lm	350lm	K1S-9403004X-WG						
		55°	450lm	350lm	K1S-9405504X-WG						

Code Remark: X=F(ON-OFF) X=P(Phase Dim) X=A(1-10V Dim) X=D(DALI Dim)

	LED	Power	System Power	LED Voltage	LED Current	CRI	CCT	Beam	LED Output	System Output	Code
	9 W	11 W	36 V	260 mA	90	2700K	18°	850lm	700lm	K1M-9271809X-WB	
							24°	850lm	700lm	K1M-9272409X-WB	
							36°	850lm	700lm	K1M-9273609X-WB	
							3000K	18°	950lm	720lm	K1M-9301809X-WB
								24°	950lm	720lm	K1M-9302409X-WB
								36°	950lm	720lm	K1M-9303609X-WB
	4000K	18°	1050lm	800lm	K1M-9401809X-WB						
		24°	1050lm	800lm	K1M-9402409X-WB						
		36°	1050lm	800lm	K1M-9403609X-WB						

	LED	Power	System Power	LED Voltage	LED Current	CRI	CCT	Beam	LED Output	System Output	Code
	9 W	11 W	36 V	260 mA	90	2700K	18°	850lm	700lm	K1M-9271809X-WW	
							24°	850lm	700lm	K1M-9272409X-WW	
							36°	850lm	700lm	K1M-9273609X-WW	
							3000K	18°	950lm	720lm	K1M-9301809X-WW
								24°	950lm	720lm	K1M-9302409X-WW
								36°	950lm	720lm	K1M-9303609X-WW
	4000K	18°	1050lm	800lm	K1M-9401809X-WW						
		24°	1050lm	800lm	K1M-9402409X-WW						
		36°	1050lm	800lm	K1M-9403609X-WW						

	LED	Power	System Power	LED Voltage	LED Current	CRI	CCT	Beam	LED Output	System Output	Code
	9 W	11 W	36 V	260 mA	90	2700K	18°	850lm	700lm	K1M-9271809X-WG	
							24°	850lm	700lm	K1M-9272409X-WG	
							36°	850lm	700lm	K1M-9273609X-WG	
							3000K	18°	950lm	720lm	K1M-9301809X-WG
								24°	950lm	720lm	K1M-9302409X-WG
								36°	950lm	720lm	K1M-9303609X-WG
	4000K	18°	1050lm	800lm	K1M-9401809X-WG						
		24°	1050lm	800lm	K1M-9402409X-WG						
		36°	1050lm	800lm	K1M-9403609X-WG						

Code Remark: X=F(ON-OFF) X=P(Phase Dim) X=A(1-10V Dim) X=D(DALI Dim)

Optional accessory



Code for K1M-9402409X-WG with Honeycomb
K1M-9402409X-WG-H

NEKO / KENZO / K1X70
Adjustable LED Spotlight



13W CRI190 2700K
18W CRI180 3000K 4000K

15° 25° 30°

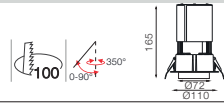
CITIZEN
60,000h @ L80B10

UGR < 19

IP 20

5 YEARS WARRANTY

CB CE



LED Power	System Power	LED Voltage	LED Current	CRI	CCT	Beam	LED Output	System Output	Code						
13 W	15 W	36 V	350 mA	90	2700K	15°	1400lm	1100lm	K1L1-9271513X-WB						
						25°	1400lm	1100lm	K1L1-9272513X-WB						
						30°	1400lm	1100lm	K1L1-9273013X-WB						
						3000K	15°	1500lm	1200lm	K1L1-9301513X-WB					
							25°	1500lm	1200lm	K1L1-9302513X-WB					
							30°	1500lm	1200lm	K1L1-9303013X-WB					
						4000K	15°	1600lm	1300lm	K1L1-9401513X-WB					
							25°	1600lm	1300lm	K1L1-9402513X-WB					
							30°	1600lm	1300lm	K1L1-9403013X-WB					
						18 W	21 W	36 V	500 mA	90	2700K	15°	1800lm	1500lm	K1L2-9271518X-WB
												25°	1800lm	1500lm	K1L2-9272518X-WB
												30°	1800lm	1500lm	K1L2-9273018X-WB
3000K	15°	2000lm	1600lm	K1L2-9301518X-WB											
	25°	2000lm	1600lm	K1L2-9302518X-WB											
	30°	2000lm	1600lm	K1L2-9303018X-WB											
4000K	15°	2200lm	1700lm	K1L2-9401518X-WB											
	25°	2200lm	1700lm	K1L2-9402518X-WB											
	30°	2200lm	1700lm	K1L2-9403018X-WB											


Black Decoration Ring

Code Remark: X=F(ON-OFF) X=P(Phase Dim) X=A(1-10V Dim) X=D(DALI Dim)



White Decoration Ring

LED Power	System Power	LED Voltage	LED Current	CRI	CCT	Beam	LED Output	System Output	Code						
13 W	15 W	36 V	350 mA	90	2700K	15°	1400lm	1100lm	K1L1-9271513X-WW						
						25°	1400lm	1100lm	K1L1-9272513X-WW						
						30°	1400lm	1100lm	K1L1-9273013X-WW						
						3000K	15°	1500lm	1200lm	K1L1-9301513X-WW					
							25°	1500lm	1200lm	K1L1-9302513X-WW					
							30°	1500lm	1200lm	K1L1-9303013X-WW					
						4000K	15°	1600lm	1300lm	K1L1-9401513X-WW					
							25°	1600lm	1300lm	K1L1-9402513X-WW					
							30°	1600lm	1300lm	K1L1-9403013X-WW					
						18 W	21 W	36 V	500 mA	90	2700K	15°	1800lm	1500lm	K1L2-9271518X-WW
												25°	1800lm	1500lm	K1L2-9272518X-WW
												30°	1800lm	1500lm	K1L2-9273018X-WW
3000K	15°	2000lm	1600lm	K1L2-9301518X-WW											
	25°	2000lm	1600lm	K1L2-9302518X-WW											
	30°	2000lm	1600lm	K1L2-9303018X-WW											
4000K	15°	2200lm	1700lm	K1L2-9401518X-WW											
	25°	2200lm	1700lm	K1L2-9402518X-WW											
	30°	2200lm	1700lm	K1L2-9403018X-WW											



Gold Decoration Ring

LED Power	System Power	LED Voltage	LED Current	CRI	CCT	Beam	LED Output	System Output	Code						
13 W	15 W	36 V	350 mA	90	2700K	15°	1400lm	1100lm	K1L1-9271513X-WG						
						25°	1400lm	1100lm	K1L1-9272513X-WG						
						30°	1400lm	1100lm	K1L1-9273013X-WG						
						3000K	15°	1500lm	1200lm	K1L1-9301513X-WG					
							25°	1500lm	1200lm	K1L1-9302513X-WG					
							30°	1500lm	1200lm	K1L1-9303013X-WG					
						4000K	15°	1600lm	1300lm	K1L1-9401513X-WG					
							25°	1600lm	1300lm	K1L1-9402513X-WG					
							30°	1600lm	1300lm	K1L1-9403013X-WG					
						18 W	21 W	36 V	500 mA	90	2700K	15°	1800lm	1500lm	K1L2-9271518X-WG
												25°	1800lm	1500lm	K1L2-9272518X-WG
												30°	1800lm	1500lm	K1L2-9273018X-WG
3000K	15°	2000lm	1600lm	K1L2-9301518X-WG											
	25°	2000lm	1600lm	K1L2-9302518X-WG											
	30°	2000lm	1600lm	K1L2-9303018X-WG											
4000K	15°	2200lm	1700lm	K1L2-9401518X-WG											
	25°	2200lm	1700lm	K1L2-9402518X-WG											
	30°	2200lm	1700lm	K1L2-9403018X-WG											

Code Remark: X=F(ON-OFF) X=P(Phase Dim) X=A(1-10V Dim) X=D(DALI Dim)

Optional accessory



Honeycomb

Code for K1L2-9403018X-WG with Honeycomb
K1L2-9403018X-WG-H