

kreon down

kreon down directional is a fully recessed spotlight with a built-in snoot that serves two purposes. Firstly it absorbs stray flux, thus aiding beam control, and secondly it provides an integrated mounting ring for the fixation of additional optical lenses for increased optimisation. kreon down directional has a rotational adjustment of 360° and an angular adjustment of 30° which, when combined with the choice of spot, flood and wide flood TIR reflector, provides a truly versatile accent lighting tool.

kreon down fixed is the perfect solution for general lighting and features a flood beam mirror reflector set above the black or white internal louvre, optimised to create pools of light on horizontal surfaces or dramatic scalloping effects on verticals.

kreon down wallwasher provides near perfect uniformity on vertical surfaces. This is made possible by the unique optical design that is capable of reflecting light to the very top of adjacent walls through a full 180° beam angle, whilst still maintaining an effective downlight component.



down 40 downlight, white



down 80 wallwasher, white

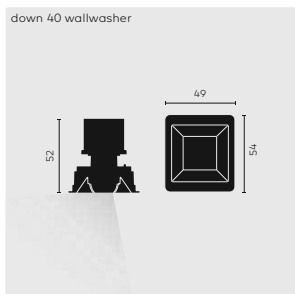
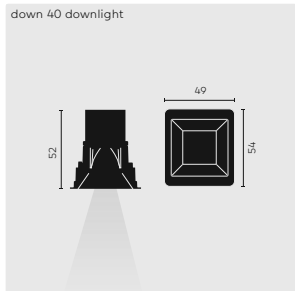
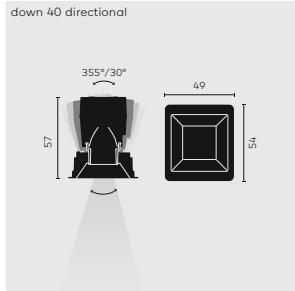


down 120 directional, black



down 165 directional, white

kreon down 40



	Colour	KR-code	Light sources	8027 2700K, CRI80+	8080 3000K, CRI80+	9027 2700K, CRI90+	9080 3000K, CRI90+	SP Spot (10°)	FL Flood (24°)	WFL Wide flood (46°)	OV Oval (42° + 12°)	Optional accessories
down 40 directional ⌀ LxW 45x45 H 80 Glare snoot: incl.	○	KR957781	①	●	●	●	●	●	●	●	■	■
	●	KR957782	①	●	●	●	●	●	●	●	■	■
down 40 downlight ⌀ LxW 45x45 H 80	○	KR957081	②	●	●	●	●	●	●	●	■	■
	●	KR957082	②	●	●	●	●	●	●	●	■	■
down 40 wallwasher ⌀ LxW 45x45 H 80	○	KR957381	③	●	●	●	●				■	■
	●	KR957382	③	●	●	●	●				■	■
Optional accessories												
Plasterkit concrete		KR747602	Plasterkit for concrete installation									
Louvre IP44 (only for downlight) ①		KR707311	Louvre IP44, white									
		KR707312	Louvre IP44, black									
Driver		KR752730	LED driver, 700mA, ON/OFF, 3W ②									
		KR752733	LED driver, 700mA, DALI, 10W ②									
		KR772142	LED driver, 1050mA, 1-10V, 39W ③									
		KR772443	LED driver, 1050mA, DALI, 15W ③									

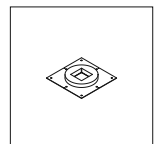
	CRI	CCT	Wattage	Drive current	Fixture lumen	
①	LED	CRI80+	2700K/3000K	2W	700mA	153lm
				3,2W	1050mA	219lm
	CRI90+	2700K/3000K	2W	700mA	121lm	
			3,2W	1050mA	143lm	
②	LED	CRI80+	2700K/3000K	2W	700mA	172lm
				3,2W	1050mA	262lm
	CRI90+	2700K/3000K	2W	700mA	138lm	
			3,2W	1050mA	172lm	
③	LED	CRI80+	2700K/3000K	2W	700mA	77lm
				3,2W	1050mA	90lm
	CRI90+	2700K/3000K	2W	700mA	47lm	
			3,2W	1050mA	71lm	

REMARKS

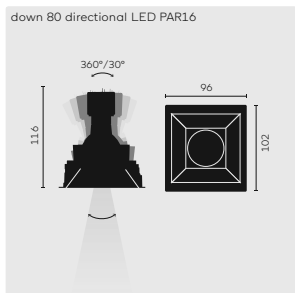
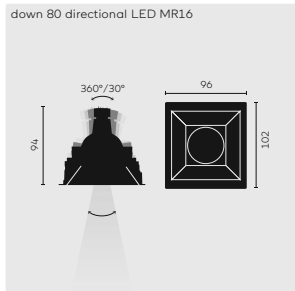
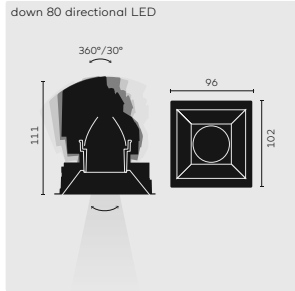
- ① IP 44 connection in plenum required.
- ② Driver fits through the installation hole. Other types of dimmable drivers should be placed on remote.
- ③ Should be placed on remote.

Thickness boardmaterial:
9-18mm
Gear excluded.
⌀ IP 40

Plasterkit concrete



kreon down 80



	Colour	KR-code	Light sources	SP	FL	WFL	Optional accessories
down 80 directional LED ⌀ LxW 91x91 H 120 ⬢ Filter holder: incl., glare snoot: incl.	○	KR947931	①	●	●	●	■
	●	KR947932	①	●	●	●	■
down 80 directional LED MR16 ⌀ LxW 91x91 H 110 ⬢ Filter holder: incl., lamp: excl., glare snoot: incl.	○	KR947801	②	●	●	●	■
	●	KR947802	②	●	●	●	■
down 80 directional LED PAR16 ⌀ LxW 91x91 H 125 ▢ Filter holder: incl., lamp: excl., glare snoot: incl.	○	KR947841	③	●	●	●	■
	●	KR947842	③	●	●	●	■

Optional accessories

Plasterkit concrete	KR747702	Plasterkit for concrete installation
Lenses ①	KR704100	Sculpture lens ②
	KR704200	Diffusing lens
	KR704800	Softening lens
	KR772342	Anti-glare louvre ②
Driver	KR772034	LED driver, 700mA, ON/OFF, 20W,
	KR772232	LED driver, 700mA, 1-10V, 20W
	KR772236	LED driver, 700mA, DALI, 18W
	KR772430	LED driver, 700mA, phase dim, 25W

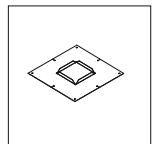
	CRI	CCT	Voltage	Wattage	Drive current	Fixture lumen
① LED	CR183	2700K/3000K/4000K		15,6W	700mA	690lm
	CR190	2700K/3000K/4000K		15,6W	700mA	690lm
	CR198	2700K/3000K/4000K		15,2W	700mA	494lm
② LED MR16			12V	15W		
③ LED PAR16			230V	15W		

REMARKS

- ① Only one optional lens or louvre possible.
- ② Use only in combination with spot optic.

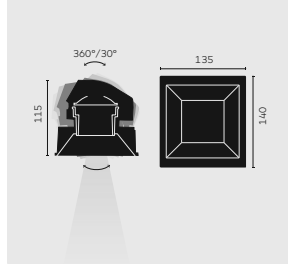
Thickness boardmaterial:
9-26mm
Gear excluded.
IP 40

Plasterkit concrete

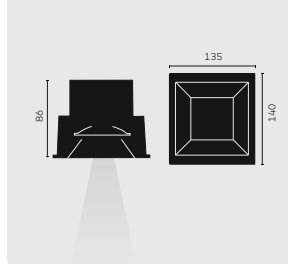


kreon down 120

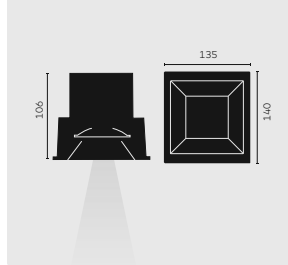
down 120 directional



down 120 downlight low output



down 120 downlight high output



down 120 directional
 ⌀ LxW 128x128 H 140
 Filter holder: incl., glare snoot: incl.

down 120 downlight low output
 ⌀ LxW 128x128 H 110

down 120 downlight high output
 ⌀ LxW 128x128 H 130

■ **Optional accessories**

Plasterkit concrete

Louvre IP44 (only for downlight) ①

Lenses (only for directional) ②

Driver

Colour	KR-code	Light sources	8327 2700K, CRI83	8530 3000K, CRI83	8540 4000K, CRI83	9027 2700K, CRI90	9030 3000K, CRI90	9040 4000K, CRI90	9827 2700K, CRI98	9830 3000K, CRI98	9840 4000K, CRI98	SP Spot (12°)	FL Flood (28°)	WFL Wide flood (34°)	Optional accessories
○	KR957981	①	●	●	●	●	●	●	●	●	●	●	●	●	■
●	KR957982	①	●	●	●	●	●	●	●	●	●	●	●	●	■
○	KR957281	②	●	●	●	●	●	●	●	●	●	●	●	●	■
●	KR957282	②	●	●	●	●	●	●	●	●	●	●	●	●	■
○	KR957291	③	●	●	●	●	●	●	●	●	●	●	●	●	■
●	KR957292	③	●	●	●	●	●	●	●	●	●	●	●	●	■
	KR747612	Plasterkit for concrete installation													
	KR707416	Louvre IP44, white													
	KR707412	Louvre IP44, black													
	KR750100	Sculpture lens ③													
	KR750200	Diffusing lens													
	KR750800	Softening lens													
	KR772034	LED driver, 700mA, ON/OFF, 20W													
	KR772232	LED driver, 700mA, 1-10V, 20W													
	KR772236	LED driver, 700mA, DALI, 18W													
	KR772430	LED driver, 700mA, phase dim, 25W													
	KR772140	LED driver, 1050mA, ON/OFF, 36W													
	KR772142	LED driver, 1050mA, 1-10V, 39W													
	KR772143	LED driver, 1050mA, DALI, 35W													

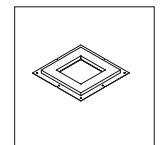
		CRI	CCT	Wattage	Drive current	Fixture lumen		
①	LED	SP	CRI83	2700K/3000K/4000K	15,6W	700mA	1274lm	
			CRI90	2700K/3000K/4000K	15,6W	700mA	800lm	
			CRI98	2700K/3000K/4000K	15,2W	700mA	573lm	
	FL6 WFL	CRI83	2700K/3000K/4000K	15,2W	700mA	1021lm		
		CRI90	2700K/3000K/4000K	17,1W	700mA	987lm		
		CRI98	2700K/3000K/4000K	12,9W	700mA	691lm		
	②	LED	SP	CRI83	2700K/3000K/4000K	15,6W	700mA	1114lm
				CRI90	2700K/3000K/4000K	15,6W	700mA	1004lm
				CRI98	2700K/3000K/4000K	15,2W	700mA	839lm
FL6 WFL		CRI83	2700K/3000K/4000K	15,2W	700mA	1666lm		
		CRI90	2700K/3000K/4000K	17,1W	700mA	1609lm		
		CRI98	2700K/3000K/4000K	12,9W	700mA	1127lm		
③		LED	CRI83	2700K/3000K/4000K	25,6W	1050mA	2610lm	
			CRI90	2700K/3000K/4000K	25,7W	1050mA	2430lm	
			CRI98	2700K/3000K/4000K	20W	1050mA	1605lm	

REMARKS

- ① IP 44 connection in plenum required.
- ② Only one optional lens or louvre possible.
- ③ Use only in combination with spot optic.

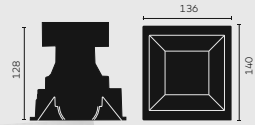
Thickness boardmaterial:
 9-26mm
 Gear excluded
 ⌀ IP 40

Plasterkit concrete

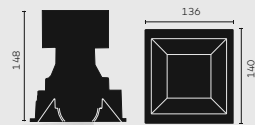


kreon down 120

down 120 wallwasher low output



down 120 wallwasher high output



down 120 wallwasher low output

⊗ LxW 128x128 H 150
Wallwash reflector: incl.



down 120 wallwasher high output

⊗ LxW 128x128 H 170
Wallwash reflector: incl.

Optional accessories

Plasterkit concrete

KR747612 Plasterkit for concrete installation

Driver

KR772034 LED driver, 700mA, ON/OFF, 20W

KR772232 LED driver, 700mA, 1-10V, 20W

KR772236 LED driver, 700mA, DALI, 18W

KR772430 LED driver, 700mA, phase dim, 25W

KR772140 LED driver, 1050mA, ON/OFF, 36W

KR772142 LED driver, 1050mA, 1-10V, 39W

KR772143 LED driver, 1050mA, DALI, 35W

Colour	KR-code	Light sources	2700K, CRI83	3000K, CRI83	4000K, CRI83	2700K, CRI90	3000K, CRI90	4000K, CRI90	2700K, CRI98	3000K, CRI98	4000K, CRI98	Optional accessories
--------	---------	---------------	--------------	--------------	--------------	--------------	--------------	--------------	--------------	--------------	--------------	----------------------

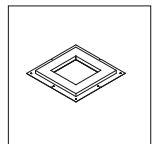
○	KR957581	①	●	●	●	●	●	●	●	●	●	■
●	KR957582	①	●	●	●	●	●	●	●	●	●	■
○	KR957591	②	●	●	●	●	●	●	●	●	●	■
●	KR957592	②	●	●	●	●	●	●	●	●	●	■

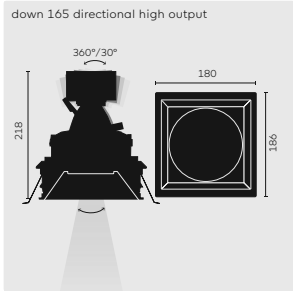
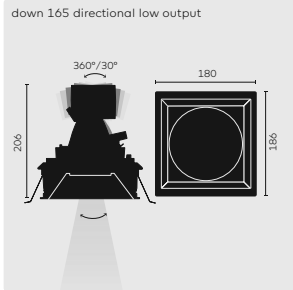
	CRI	CCT	Wattage	Drive current	Fixture lumen
① LED	CRI83	2700K/3000K/4000K	15,2W	700mA	937lm
	CRI90	2700K/3000K/4000K	17,1W	700mA	906lm
	CRI98	2700K/3000K/4000K	12,9W	700mA	633lm
② LED	CRI83	2700K/3000K/4000K	25,6W	1050mA	1385lm
	CRI90	2700K/3000K/4000K	25,7W	1050mA	1275lm
	CRI98	2700K/3000K/4000K	20W	1050mA	840lm

REMARKS

Thickness boardmaterial:
9-26mm
Gear excluded
⊗ IP 40

Plasterkit concrete





Colour	KR-code	Light sources	Required accessories	Optional accessories
○	KR947831	①	●	■
●	KR947832	①	●	■
○	KR947341	②	●	■
●	KR947342	②	●	■

■ Required accessories

Reflector	Code	Description
	KR720032	Reflector LED, spot 13°
	KR720034	Reflector LED, flood 23°
	KR720036	Reflector LED, wide flood 40°

■ Optional accessories

Plasterkit concrete	KR747712	Plasterkit for concrete installation
Lenses ①	KR720100	Sculpture lens ②
	KR720200	Diffusing lens
	KR720800	Softening lens
Driver	KR772024	LED driver, 500mA, ON/OFF, 20W
	KR772220	LED driver, 500mA, 1-10V, 20W
	KR772126	LED driver, 500mA, DALI, 18W
	KR772034	LED driver, 700mA, ON/OFF, 20W
	KR772232	LED driver, 700mA, 1-10V, 20W
	KR772236	LED driver, 700mA, DALI, 18W
	KR772140	LED driver, 1050mA, ON/OFF, 36W
	KR772142	LED driver, 1050mA, 1-10V, 39W
	KR772143	LED driver, 1050mA, DALI, 35W

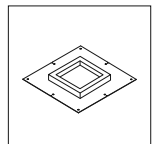
	CRI	CCT	Wattage	Drive current	Fixture lumen
① LED	CR183	2700K/3000K/4000K	15,2W	700mA	1250lm
	CR190	2700K/3000K/4000K	16,5W	700mA	1250lm
	CR198	2700K/3000K/4000K	13,9W	500mA	988lm
② LED	CR183	2700K/3000K/4000K	25,7W	1050mA	1874lm
	CR190	2700K/3000K/4000K	25,7W	1050mA	1874lm
	CR198	2700K/3000K/4000K	20W	1050mA	1249lm

REMARKS

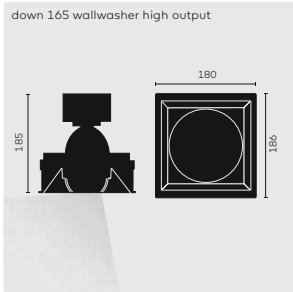
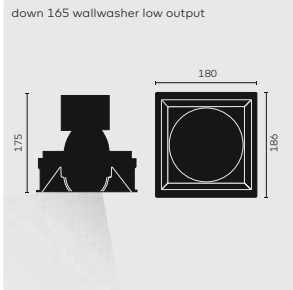
- ① Only one optional lens or louver possible.
- ② Use only in combination with spot optic.

Thickness boardmaterial:
9-26mm
Gear excluded.
◆ IP 40

Plasterkit concrete



kreon down 165



down 165 wallwasher low output LxW 173x173 H 200

down 165 wallwasher high output LxW 173x173 H 210

Optional accessories

Plasterkit concrete

Driver

Colour	KR-code	Light sources	Optional accessories
●	KR947331	8327 2700K, CR183	■
●	KR947332	8330 3000K, CR183	■
○	KR947441	8340 4000K, CR183	■
●	KR947442	9027 2700K, CR190	■
		9030 3000K, CR190	
		9040 4000K, CR190	
		9827 2700K, CR198	
		9830 3000K, CR198	
		9840 4000K, CR198	

KR747712 Plasterkit for concrete installation

KR772024 LED driver, 500mA, ON/OFF, 20W

KR772220 LED driver, 500mA, 1-10V, 20W

KR772126 LED driver, 500mA, DALI, 18W

KR772034 LED driver, 700mA, ON/OFF, 20W

KR772232 LED driver, 700mA, 1-10V, 20W

KR772236 LED driver, 700mA, DALI, 18W

KR772140 LED driver, 1050mA, ON/OFF, 36W

KR772142 LED driver, 1050mA, 1-10V, 39W

KR772143 LED driver, 1050mA, DALI, 35W

	CRI	CCT	Wattage	Drive current	Fixture lumen
① LED	CR183	2700K/3000K/4000K	15,2W	700mA	756lm
	CR190	2700K/3000K/4000K	16,5W	700mA	756lm
	CR198	2700K/3000K/4000K	13,9W	500mA	597lm
② LED	CR183	2700K/3000K/4000K	25,7W	1050mA	1161lm
	CR190	2700K/3000K/4000K	25,7W	1050mA	1161lm
	CR198	2700K/3000K/4000K	20W	1050mA	774lm

REMARKS

Thickness boardmaterial:
9-26mm
Gear excluded.
⊕ IP 40

Plasterkit concrete

